FX Journal Pro

PRODUCT GUIDE

TRADING JOURNAL AND ANALYTICS — IPHONE, IPAD, ANDROID AND WEB

See how you *really trade.*

FX Journal Pro turns your MT5, TradeLocker and prop firm history into a clear, data-driven picture of where your results come from — and where they leak.

iPhone & iPad | Android | Web | MT5 · TradeLocker



INSIDE THIS GUIDE

Your trading, *in one journal*

Built for active forex, gold and index traders — including traders working through prop firm challenges. FX Journal Pro is a journal and analytics tool: it never places trades, gives no signals and is not financial advice.

CONTENTS

3 Getting started
4 Home
5 Connect accounts
6 Trades
7 AI trade review
8 P&L calendar
9 Week & day view
10 Insights
11 Sessions, hours & weekdays
12 Morning briefing
13 Share Studio
14 Plan, journal & tools
15 Privacy & risk notice

01 **Active traders**
Forex, gold and indices across several accounts.

02 **Prop firm traders**
Track challenges and funded accounts side by side.

03 **Learners**
AI review and checklists to build better habits.

04 **Content creators**
Share clean result cards in five styles.

READ-ONLY, ALWAYS

Your accounts, never touched

MT5 sync uses your read-only investor password. It cannot be used to trade, and the app never places orders.

MT5
Investor-password sync

TradeLocker
And prop firms

Import
HTML, CSV, XLSX, screenshot

GETTING STARTED

Connected *in minutes*

Add an account, let it sync, and your journal fills itself.



1 **Add an account**

MT5, TradeLocker, prop firm or manual.

2 **Sync or import**

Investor-password sync, a statement file or a screenshot.

3 **Explore your stats**

Calendar, trades and insights fill in automatically.

4 **Set your plan**

Goals, checklists and a growth plan.

HOME

Your P&L *at a glance*

Net P&L, equity curve and today, this week and this month — with quick actions one tap away.

01

Net P&L

All-time result with win rate and number of trades.

02

Equity curve

How your balance moved over time.

03

Today, week, month

The numbers you check every day.

04

Quick actions

Add a trade, import, briefing and share.

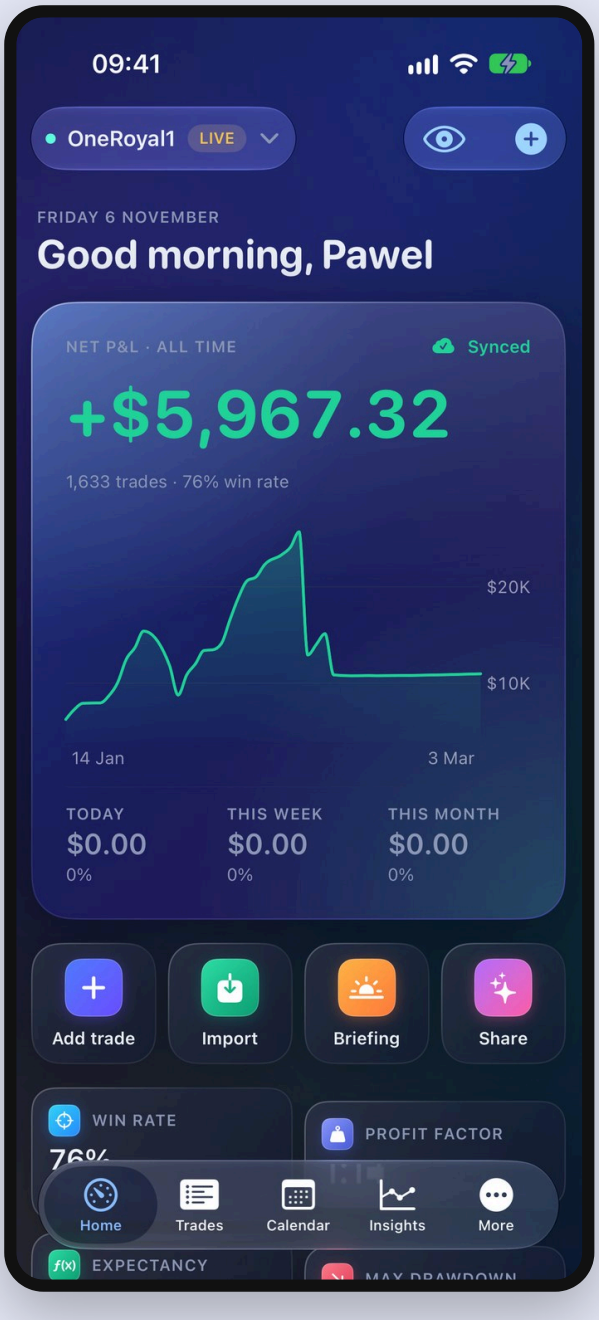

ACCOUNTS

Connect *every account*

Bring all your accounts together — or view them one by one.

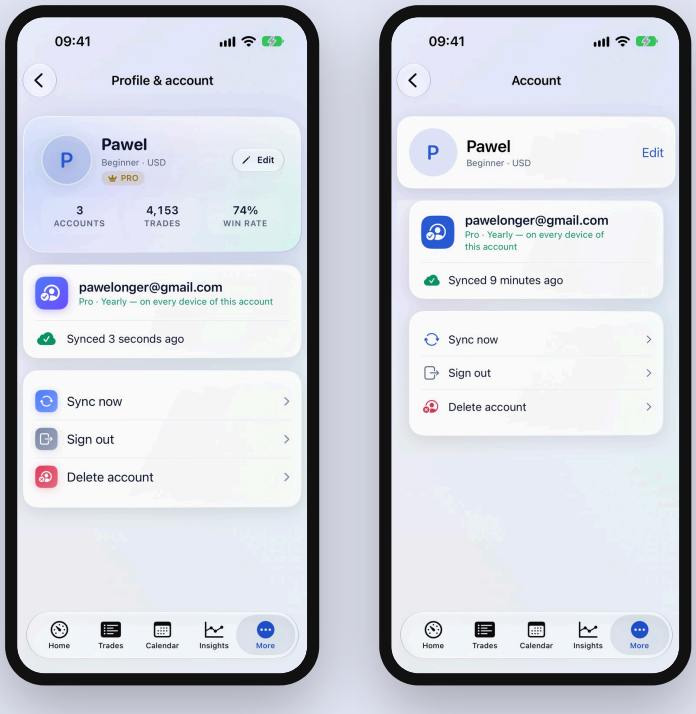

MT5 auto-sync

Through your read-only investor password and our sync server; stored encrypted and unable to trade.

TradeLocker & prop firms

Plus manual accounts for anything else.

Statement import

MT5 HTML, CSV or XLSX files.

Screenshot import

Trades read from a screenshot with on-device text recognition.

All together

Combine accounts or switch between them.

Remove any time

Removing an account deletes its stored password and history on our server.

TRADES

Every trade, *searchable*

All your trades with direction, pair, time and result — filter wins, losses, longs and shorts.

01

Filters

All, wins, losses, long and short.

02

Key numbers

Net P&L, win rate and trade count on top.

03

By day

Trades grouped by date.

04

Tap for detail

Open any trade for the chart and review.

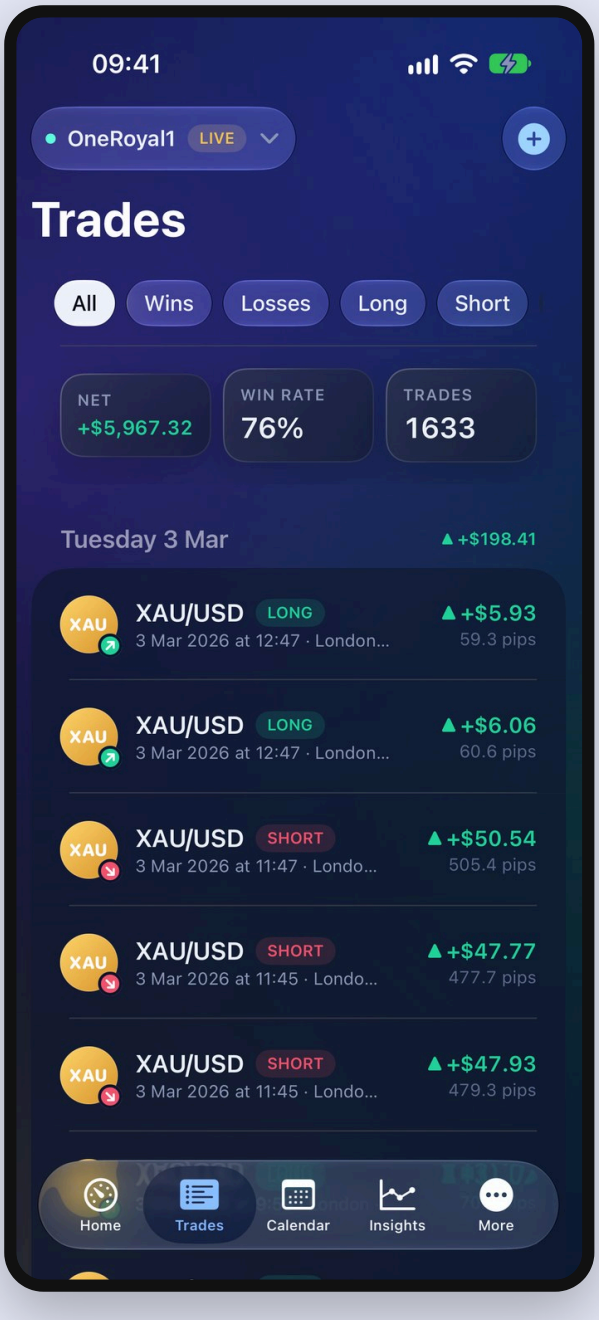

AI REVIEW

An AI review *of every trade*

See any trade on a real price chart with entry, exit, stop loss, take profit and key zones — plus educational feedback.

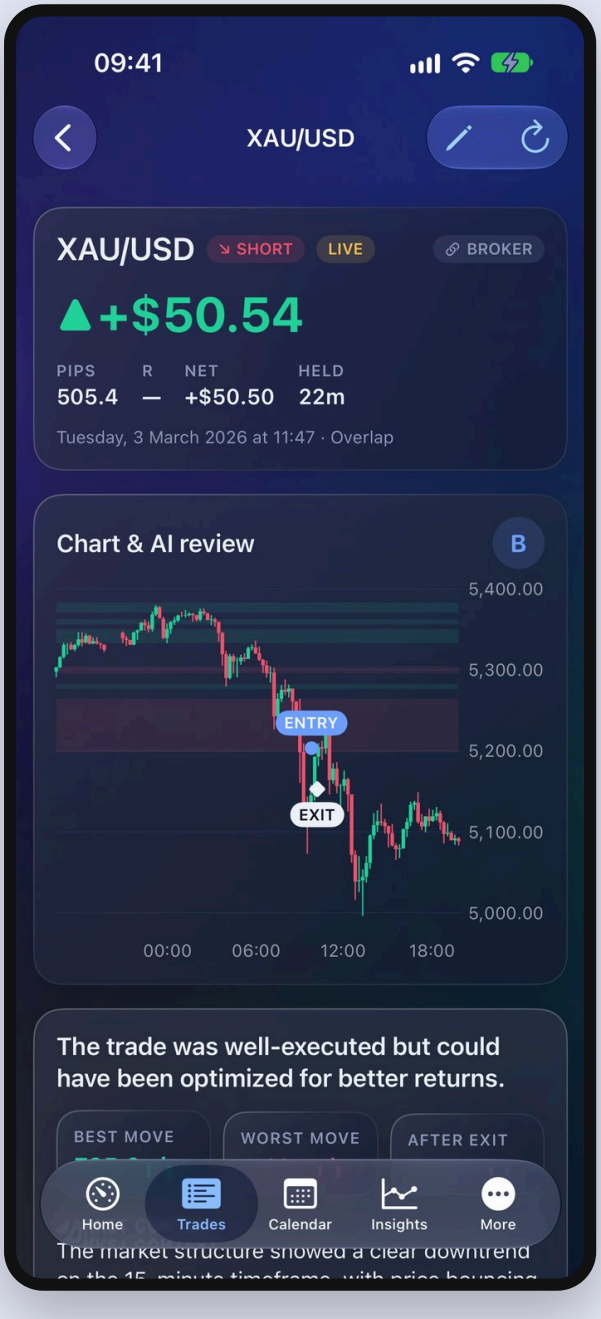

01

Real chart

Entry and exit marked on the price chart.

02

Stop and target

Your SL and TP shown in context.

03

Educational feedback

What went well and what to improve.

04

Your own trades

Feedback on past trades — never signals.

CALENDAR

Green days, *red days*

Daily, weekly and monthly results at a glance, with week totals, deposits and withdrawals.

01

Month view

Every trading day coloured by result.

02

Week totals

Results summed per week.

03

Green days

How many winning days you had.

04

Best and worst

Your best and worst day of the month.

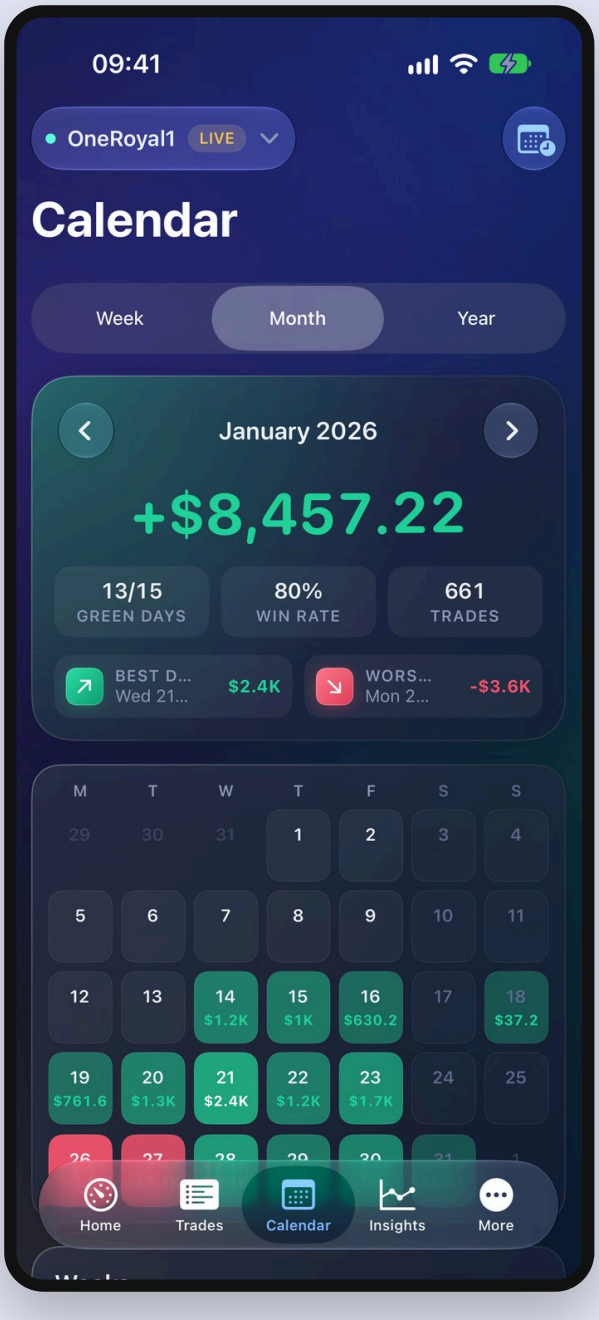

WEEK & DAY

Zoom into *any week or day*

Open a week or a single day to see how the session unfolded.

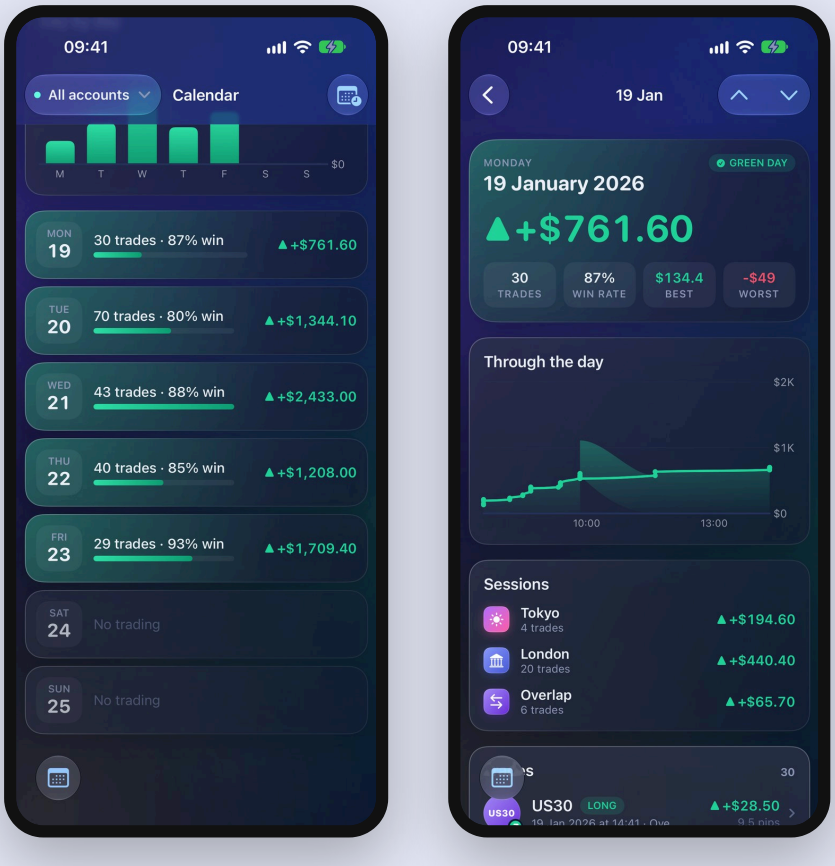

01

Day by day

Bars for each day in the week.

02

Through the day

Your equity line during the session.

03

Sessions

Tokyo, London, overlap and New York.

04

Win rate per day

Trades and win rate for each day.

INSIGHTS

The numbers *behind your results*

Profit factor, expectancy, average win and loss, streaks, balance and drawdown.

01

Win rate and profit factor

The core health of your trading.

02

Expectancy

What an average trade is worth.

03

Long vs short

Which side you trade better.

04

Streaks and drawdown

Best streaks and deepest dips.

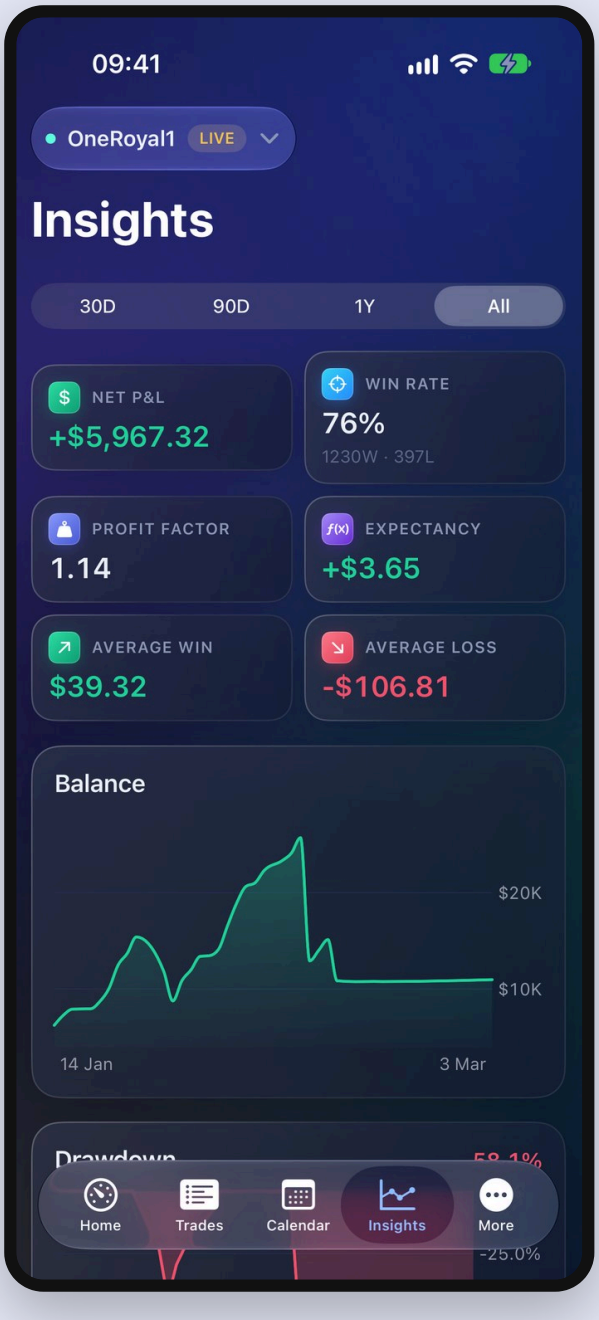

SESSIONS & TIMING

When you trade *best*

Break performance down by session, weekday, hour and symbol.



01 **By session**
Sydney, Tokyo, London, overlap, New York.

02 **By weekday**
Your best and worst days of the week.

03 **By hour**
The hours that make and lose money.

04 **By symbol**
Which pairs and indices suit you.

MORNING BRIEFING

Ready with *your coffee*

For the pairs you follow, a short briefing every weekday morning.

High-impact news

Today's events that can move your pairs.

Key levels

Levels worth watching for the session.

Desk note

A short summary in plain English.

Context, not advice

Market context for your own analysis — never recommendations.



SHARE STUDIO

Share your *results, beautifully*

Create clean cards for a day, week, month, quarter or year.

Five styles

Pick the look that suits your feed.

Hide amounts

Show percentages only if you prefer.

LIVE or DEMO

Mark the account type honestly.

Card history

Your past cards are kept on the phone.



PLAN & IMPROVE

Trade *with a plan*

Tools to build discipline around every session.

01

Trading plan and goals

Daily, weekly, monthly and yearly targets.

02

Checklists

Pre-trade and post-trade.

03

Journal and mood

How you felt before and after a session.

04

Growth plans

Percent, compounding, fixed or risk-based — tracked against real data.

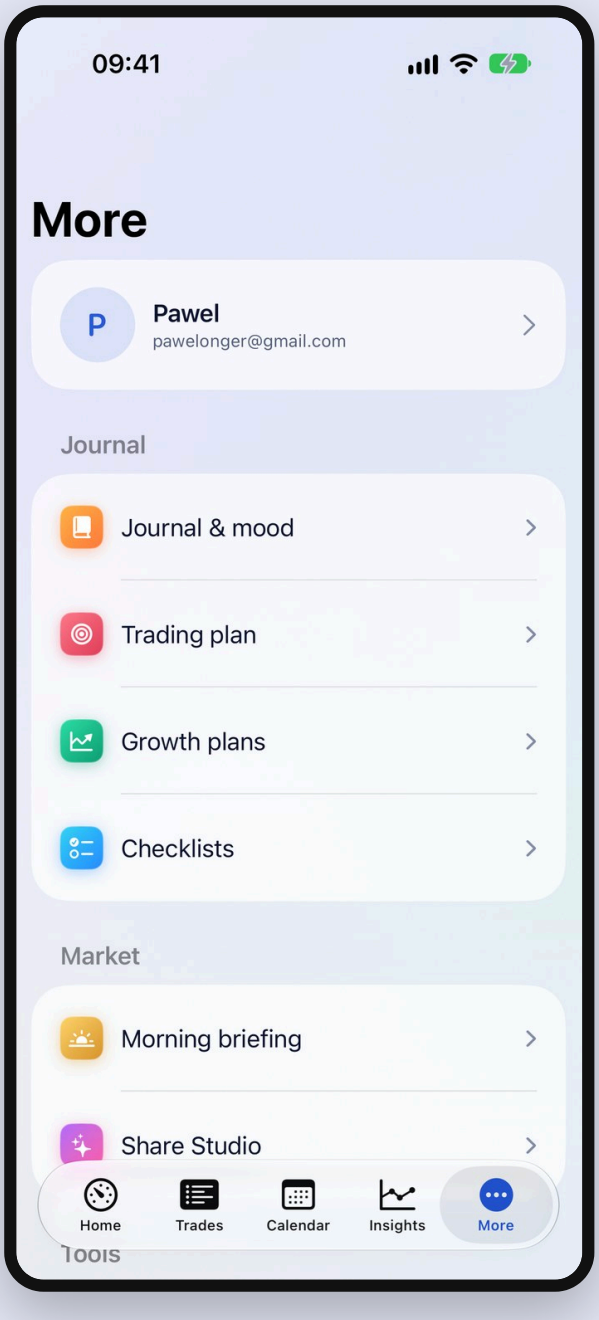

PRIVACY & RISK

Your data, *clear rules*

Only what is needed for sync, briefings and AI reviews is sent to our server.

Journal on your device

Included in your normal device backup.

Encrypted password

Investor passwords are sent and stored encrypted.

Lock and privacy mode

Face ID / fingerprint lock and hidden amounts.

Not financial advice

FX Journal Pro does not trade, signal or advise. Leveraged trading carries a high risk of losing money.



PLANS & PRICES

Start free. *Go Pro when you're ready.*

The free plan gets you started. FX Journal Pro unlocks unlimited accounts, long history, unlimited AI reviews and the morning briefing.

FREE

£0

1 connected account, 30 days of history and 3 AI analyses.

FX JOURNAL PRO

Monthly or yearly

Unlimited accounts, up to 3 years of history, unlimited AI and the morning briefing.

EVERYTHING INCLUDED

- MT5 investor-password sync
- Statement and screenshot import
- Advanced analytics
- Morning briefing
- Plan, checklists and journal
- TradeLocker and prop firm accounts
- P&L calendar
- AI trade review
- Share Studio, 5 styles
- Widget and app lock

SCAN TO GET THE APP

annmarstudio.co.uk/fxjurnalpro

Scan to visit FX Journal Pro — available for iPhone, iPad, Android and the web.

Download on the **App Store**

Get it on **Google Play**

Subscriptions renew automatically until cancelled in your store account; the price in your currency is shown before you confirm. FX Journal Pro is a journal and analytics app only and is not financial or investment advice.